


HELP KEEP THE POWER ON!



The mission of Jackson Purchase Energy (JPEC) is to provide safe, reliable electric service and responsible leadership for our consumer-members to ensure we meet future challenges in the communities we serve.

Right-of-Way (ROW) clearing and maintenance plays a major role in fulfilling this mission.

A constant and consistent ROW clearing and maintenance cycle allows JPEC to clear and trim trees along with other vegetation that threatens the distribution system. The end result is better, safer electric service while allowing crews to more efficiently handle maintenance and repairs.

WHY R.O.W. CLEARING AND MAINTENANCE IS IMPORTANT

JPEC operates and maintains nearly 3,000 miles of lines to serve 30,000 meters. 1,800 miles of this is overhead primary that needs regular ROW maintenance.

The ROW is forty (40) feet wide for two and three phase lines and thirty (30) feet wide for single phase lines.




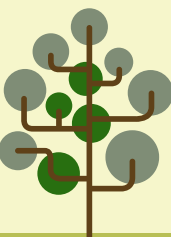
Without sufficient clearance, outages and blinks would increase and frequency of trimming would also increase. Your quality of service would suffer, and maintenance costs would rise.

When trees contact high voltage lines and the right conditions are present, they may become conductors, carrying deadly electricity within reach of your family and pets.



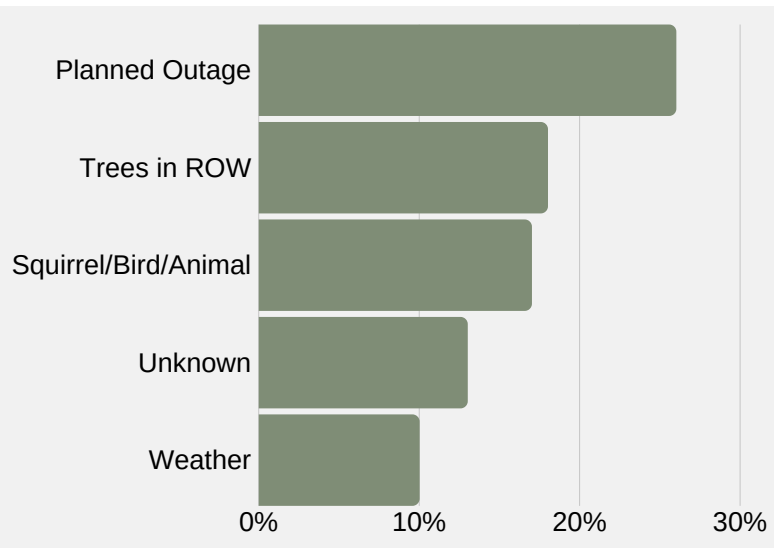
Clearance also gives JPEC line technicians the necessary room to operate and restore power more quickly because they do not have to manipulate downed power lines around/out of trees and undergrowth.

Limbs touching and burning on electric lines is one of the principal wastes of electricity.



REDUCING OUTAGES

OUTAGE CAUSE



We track outages by cause to determine how we can improve your service. Tree-related outages account for 18% of all outages. It's also the factor that most often increases outage duration.

40%

of the time without power is due to tree-related outages.

WHAT TO EXPECT

We strive to maintain a 6-year ROW cycle – meaning that all rights-of-way are inspected and trimmed at least once every 6 years. When your property is in our planned trimming area you will be contacted by at least one of the following ways: a representative from JPEC will attempt to contact residential properties before clearance contractors arrive, a door hanger will be left with contact information if you have questions and/or consumer-members, on the circuit, will receive a phone call from our IVR system when contractors begin work.

ROW CLEARING PUTS SAFETY FIRST

Trees that grow too close to electric lines can create shock and fire hazards as well as power outages. More importantly, children can become victims of electric shock when they climb trees that have grown too close to the power lines as well.

Trees growing into power lines can also create electrical hazards for people who might be trimming branches, hanging lights or otherwise working around them.

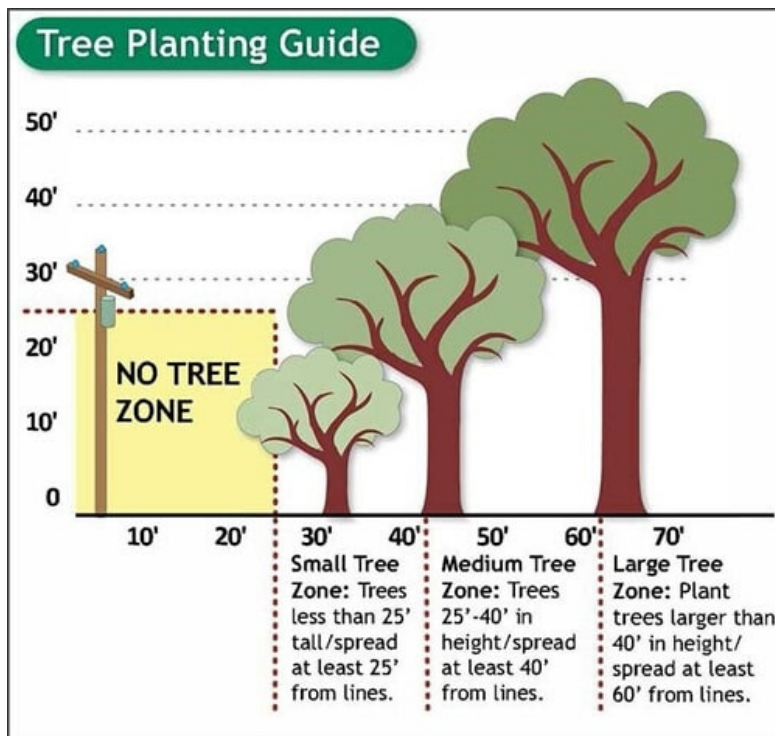
BEFORE CLEARING



AFTER CLEARING



WHAT CAN I PLANT? AND WHERE?



JPEC believes trees are an important part of our environment and community. To avoid dangerous situations, the right tree needs to be planted in the right place.

As you landscape your property, remember to “look up” and keep these tips in mind:

- Cooperate with JPEC in its efforts to provide safe, reliable electric service by maintaining easement areas.
- Plant the right tree in the right place.
- Never plant vegetation too close or under power lines.
- Report any trees that may threaten the cooperative's service.
- Call 811 before digging or planting.

LARGE TREES: Maple, Birch, Oak, Spruce, Pine, Sweetgum, Linden

MEDIUM TREES: Washington Hawthorn, Goldenrain tree, Eastern Redbud, American Arborvitae, Dogwoods

SMALL TREES: Star Magnolia, Crabapple, Lilac




**Know what's below.
Call before you dig.**

VISIT ARBORDAY.ORG FOR MORE TREE PLANTING TIPS

HOW TO REPORT A THREATENING TREE

If you have a tree on your property that could cause a power outage, contact JPEC.
Someone will visit your property for an evaluation.

If the tree is deemed a threat to
ONLY JPEC's primary system:



The co-op will plan to have the tree
cut (removed) or trimmed.

If the tree is threatening ONLY
service wire on property:




JPEC does not trim but will
disconnect and temporarily remove
service if the member wishes to
remove or trim any tree that has the
potential of falling onto the line.

Never try to pruning them yourself. Utilities have or can recommend skilled professionals
trained to prune and trim trees for electric line clearance safely.

For more information about this or any of Jackson Purchase Energy's services, please
call a member service representative during normal business hours at (270) 442-7321 or
toll free at (800) 633-4044.

We can also be reached by email at electricity@JPEnergy.com.



JACKSON PURCHASE ENERGY
A Member-Owned Cooperative

Your Touchstone Energy® Cooperative 